

KH Series

Kemlux® II Enclosed/Gasketed

CLASS I DIVISION 2



- For use in corrosive, harsh, hazardous applications such as chemical, petrochemical, marine, power generation, pharmaceutical, or food processing plants
- Mogul base socket; Cover selection of rigid and flexible pendant, ceiling, wall and 25° stanchion in varying threaded NPT entries
- Minimum starting temperature of -20°F for PSMH and -40°F for HPS
- Copper-free (<0.4%) aluminum housing, cover and guard with white Lektrocote® powder polyester paint finish
- Optic choices of impact-resistant glass globe, symmetrical/asymmetrical glass refractors, dome/angle FRP reflector, 19" enclosed reflector, and polycarbonate enclosed low bay
- Modular design permits selection of cover, body, globe, guard and reflector for custom applications
- UL 844 Standard: Class I, Division 2, Groups A, B, C, D; Class II, Div. 1 & 2, Groups E, F, G; Class III, Div. 1 & 2
- UL 1598A Marine Outdoor, NEMA 4X with K-G globe; 40°C ambient listed; UL 1598 Wet Location

ORDERING INFORMATION

KH	-				-		-		-	
SERIES		SOURCE	VOLTAGE		MOUNT		OPTIONS			
KH Kemlux II KH		S High Pressure Sodium (HPS) P Pulse Start Metal Halide (PSMH)	1 120V (50w HPS) 4 277V (50w HPS only) 5 480V (not available for 50w HPS) 6¹ Tri-Tap® (120, 277, 347V) 8 Quad Tap® (120, 208, 240, 277V) E 220/240V, 50 Hz F 347V		C2 3/4" Ceiling C3 1" Ceiling D4 1 1/4" Stanchion D5 1 1/2" Stanchion P2 3/4" Pendant P3 1" Pendant W2 3/4" Wall W3 1" Wall		F(X)^{3,4} Fusing (X indicates voltage) RS Hot restrike (70-150W HPS only) UP Unit Pack - mounting adapter, ballast housing; globe and/or guard in same carton (medium housing only); reflector shipped separately FA Factory assembled - lamp and globe installed onto housing; includes mounting adapter and/or guard (medium housing only); reflector shipped separately			
WATTAGE										
MEDIUM HOUSING										
50 50w HPS only 70 70w PSMH, HPS 10 100w PSMH, HPS 15 150w HPS, PSMH 17 175w PSMH										
LARGE HOUSING										
25¹ 250w PSMH, HPS 40 400w PSMH, HPS										
			OPTICAL ASSEMBLY							
			MEDIUM HOUSING							
			G Globe X² Reflector/Polycarbonate Refractor (50-150w HPS)							
			MEDIUM OR LARGE HOUSING							
			L Symmetrical Glass Refractor LARGE HOUSING							
			M Asymmetrical glass refractor E Enclosed reflector							

1 250w PSMH with Tri-Tap® ballast requires deeper mounting adapter
2 Consult factory for use with 150w PSMH U.V. Guard lamp.
3 To specify voltage, replace X with 1-120V, 2-208V, 3-240V, 4-277V, 5-480V, F-347V
4 Not offered with CSA listing

ACCESSORIES - Order Separately

Catalog Number	Description	Weight lbs. (kg)
K-10	Cast guard for K-G globe	1 (0.5)
K-20	Steel wire guard for K-L and K-M glass refractors (Zinc plated)	2 (0.9)
K-30	Steel wire guard for K-E enclosed reflector (Painted)	1 (0.5)
K-06	Standard dome reflector for K-G globe (FRP)	1 (0.5)
K-07	30° angle reflector for K-G globe (FRP)	1 (0.5)
K-SC6	6' safety chain (large housing only - order separately)	—



Industrial Lighting

KH Series

Kemlux® II Enclosed/Gasketed Components

ORDERING INFORMATION: KH Mounting Adapters

The following mounting adapters are available for the KH Series. They can be ordered separately or refer to Catalog Logic for complete fixture.

Catalog Number	Description	Hubs		Plugs Qty.	Weight lbs. (kg)
		Size	Qty.		
KH-P2	Pendant	3/4"	1	—	1.5 (0.7)
KH-P3	Pendant	1"	1	—	1.5 (0.7)
KH-C2	Ceiling	3/4"	4	3	2.0 (0.9)
KH-C3	Ceiling	1"	4	3	2.0 (0.9)
KH-D4	25° Stanchion	1 1/4"	1	—	4.0 (1.8)
KH-D5	25° Stanchion	1 1/2"	1	—	4.0 (1.8)
KH-W2	Wall	3/4"	4	3	4.0 (1.8)
KH-W3	Wall	1"	4	3	4.0 (1.8)

ORDERING INFORMATION: KS 50-400w Ballast Housing

Wattage	Voltage	Catalog Number	
		High Pressure Sodium	Pulse Start Metal Halide
50w	120	KH50S1	—
	277	KH50S4	—
70w	120/208/240/277	KH70S8	KH70H8
	480	KH70S5	KH70H5
100w	120/208/240/277	KH10S8	KH10H8
	480	KH10S5	KH10H5
150w	120/208/240/277	KH15S8	—
	480	KH15S5	—
175w	120/208/240/277	—	—
	480	—	—
250w	120/208/240/277	KH25S8	KH25P8
	480	KH25S5	KH25P5
400w	120/208/240/277	KH40S8	KH40P8
	480	KH40S5	KH40P5

ORDERING INFORMATION: Optical Assemblies

Catalog Number	Description	Weight lbs. (kg)
K-G	Prismatic, heat resistant glass globe (medium housing only)	2 (0.9)
K-E	19" enclosed reflector	7 (3.2)
K-L	Symmetrical (Type V) glass refractor	13 (5.9)
K-M	Asymmetrical (Type II) glass refractor	13 (5.9)
K-X	Reflector/polycarbonate refractor (medium housing only)	-



KH Series

Kemlux® II Enclosed/Gasketed

TEMPERATURE RATINGS

Class I, Division 2, class II, Division 1 & 2, Class III, Division 1 & 2 K-E/K-30 Enclosed Reflector/Guard

Wattage	Class I, Division 2		Class II, Div. 1 & 2 - Class III, Div. 1 & 2			Maximum Ambient °C
	Temp Rating °C	T-Code	Groups	Temp Rating °C	T-Code	
250w HPS	280	T2A	E, F, G	160	T3C	40
400w HPS ¹	350 ¹	- ¹	E, F, G	160	T3C	40
400w PSMH	300	T2	E, F, G	160	T3C	40

1 No T-Rating Code exists for 325°C or 350°C T-Ratings

Class II, Division 2, Group G K-X Polycarbonate Optic

Wattage	Class II, Division 2 – Group G		Maximum Ambient °C
	Temp Rating °C	T-Code	
50w HPS	85	T6	40
70w HPS	85	T6	40
100w HPS	85	T6	40
150w HPS	85	T6	40

Class I, Division 2, Class II, Division 1 & 2, Class III, Division 1 & 2 K-G/K-10/K-06/K-07 Glass Globe and Guard including Angle and Dome

Wattage	Class I, Division 2		Class II, Div. 1 & 2 - Class III, Div. 1 & 2			Maximum Ambient °C
	Temp Rating °C	T-Code	Groups	Temp Rating °C	T-Code	
HIGH PRESSURE SODIUM						
50w	165	T3B	E, F, G	135	T4	40
70w	165	T3B	E, F, G	135	T4	40
100w	215	T2D	E, F, G	135	T4	40
150w	260	T2B	E, F, G	160	T3C	40
PULSE START METAL HALIDE						
70w	180	T3A	E, F, G	120	T4A	40
100w	200	T3	E, F, G	160	T3C	40
175w	260	T2B	E, F (K-06)	200	T3 (K-06)	40
			E, F, G (K-07)	160	T3C (K-07)	40
250w ¹	300	T2	-	-	-	40
250w ²	400 ³	T1 ³	-	-	-	40

1 Ceiling, pendant, wall bracket mounting 2 Davit mount only 3 Actual T-Rating range does not exceed 400°C

Class I, Division 2, Class II, Division 1 & 2, Class III, Division 1 & 2 K-L/K-20 Glass Refractor and Guard, K-M/K-20 Glass Refractor and Guard

Wattage	Class I, Division 2		Class II, Div. 1 & 2 - Class III, Div. 1 & 2			Maximum Ambient °C
	Temp Rating °C	T-Code	Groups	Temp Rating °C	T-Code	
HIGH PRESSURE SODIUM						
50w	180	T3A	E, F, G	160	T3C	40
70w	180	T3A	E, F, G	160	T3C	40
100w	200	T3	E, F, G	160	T3C	40
150w	230	T2C	E, F, G	160	T3C	40
250w	280	T2A	E, F, G	160	T3C	40
400w	350 ¹	- ¹	E, F, G	160	T3C	40
PULSE START METAL HALIDE						
70w	165	T3B	E, F, G	120	T4A	40
100w	200	T3	E, F, G	160	T3C	40
175w	260	T2B	E, F, G	160	T3C	40
250w	300	T2	E, F, G	160	T3C	40
400w	300	T2	E, F, G	180	T3A	40

1 No T-Rating Code exists for 325°C or 350°C T-Ratings



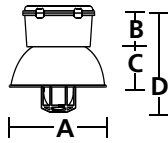
KH Series

Kemlux® II Enclosed/Gasketed

DIMENSIONS

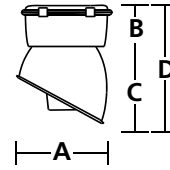
MEDIUM HOUSING

Globe (K-G), Guard (K-10), Dome (K-06)



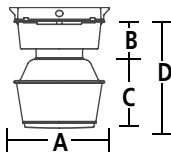
A	B	C	D
16 3/8"	4 3/4"	5 5/8"	14 1/2"
416 mm	121 mm	143 mm	368 mm

Globe (K-G), Angle Dome (K-07)



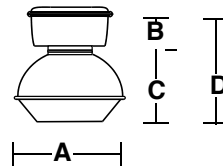
A	B	C	D
11 1/4"	4 3/4"	10 1/4"	15"
286 mm	121 mm	260 mm	381 mm

Glass Refractor (K-L)



A	B	C	D
12 1/4"	4 3/4"	13 5/16"	18 7/16"
311 mm	121 mm	338 mm	468 mm

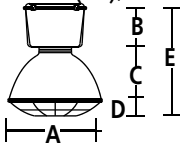
Reflector/Polycarbonate Refractor (K-X)



A	B	C	D
16"	4 3/4"	11 1/2"	16 1/4"
406 mm	121 mm	292 mm	413 mm

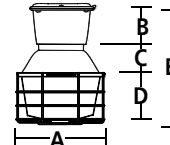
LARGE HOUSING

Enclosed Reflector (K-E), Guard (K-30)



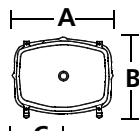
A	B	C	D	E
19"	6 1/16"	12 5/8"	3 1/2"	22 1/4"
483 mm	154 mm	321 mm	89 mm	565 mm

Refractor (K-L, K-M), Guard (K-20)

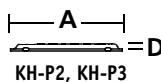


A	B	C	D	E
13 1/4"	6 1/16"	5 3/4"	7 9/16"	19 3/4"
337 mm	154 mm	146 mm	192 mm	502 mm

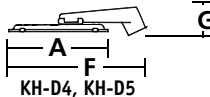
MOUNTING ADAPTERS



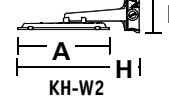
Top View



KH-P2, KH-P3



KH-D4, KH-D5



KH-W2



A	B	C	D	E	F	G	H	I	J	K	L
12 1/4"	10"	7 1/16"	7/8"	2 3/16"	17 1/8"	3 1/2"	16 1/2"	4 7/16"	5"	5 5/8"	45°
311 mm	254 mm	179 mm	22 mm	56 mm	435 mm	89 mm	419 mm	113 mm	127 mm	143 mm	-

