

KEMLUX® II KS SERIES

ENCLOSED & GASKETED

Cat. #		Approvals
Job	Type	



APPLICATIONS

- For use in corrosive, wet and dirty industrial applications such as power generation, waste water and sewage treatment, pulp/paper or steel mills.

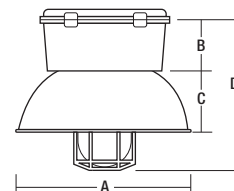
SPECIFICATIONS

- Cover selection of rigid and flexible pendant, ceiling, wall and 25° stanchion of varying threaded NPT entries.
- Minimum starting temp of -20°F for PSMH and -40°F for HPS.
- Copper-free (<0.4%) aluminum housing, cover and guard with Lektrocote® powder polyester paint finish provides excellent corrosion resistance from most chemicals.
- Optic choices of impact resistance glass globe, symmetric/asymmetric glass refractors, dome/angle fiberglass reinforced polyester reflector, 19" enclosed reflector, and polycarbonate enclosed lowbay.
- Modular design permits selection of cover, body, globe, guard and reflector for custom applications.

LISTINGS

- UL1598 Wet Locations; NEMA 4X with K-G globe, 55°C ambient listed

medium housing



GLOBE (K-G), GUARD (K-10), DOME (K-06)

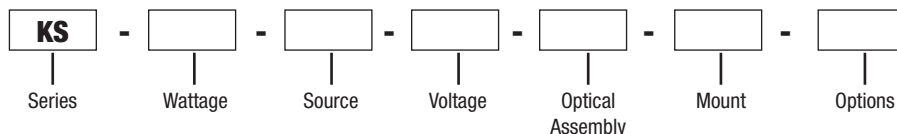
A	B	C	D
16 ³ / ₈ "	4 ³ / ₄ "	5 ⁵ / ₈ "	14 ¹ / ₂ "
416 mm	121 mm	143 mm	368 mm



MORE DIMENSIONS INSIDE

ORDERING INFORMATION

ORDERING EXAMPLE: KS-15-P-8-G-P2-F4



SERIES

KS Kemplux® II

WATTAGE

MEDIUM HOUSING

50 50 watt HPS
70 70 watt HPS, Pulse Start
10 100 watt HPS, Pulse Start
15 150 watt HPS, Pulse Start

LARGE HOUSING

25 250 watt HPS or Pulse Start
40 400 watt HPS, Pulse Start

SOURCE

S High Pressure Sodium (HPS)
P Pulse Start

VOLTAGE

1 120V (50 watt HPS)
4 277V (50 watt HPS only)
5 480V (not available for 50 watt HPS)
6 Tri-Tap® (120, 277, 347V)
8 Quad-Tap® (120, 208, 240, 277V)
E 220/240V 50Hz
F 347V

OPTICAL ASSEMBLY

MEDIUM HOUSING

G Globe
X Reflector/Polycarbonate Refractor¹ (50-150W HPS)

MEDIUM OR LARGE HOUSING

L Symmetrical Glass Refractor
LARGE HOUSING

M Asymmetrical Glass Refractor
E Enclosed Reflector

MOUNT

B2 ¾" Balancing Pendant
C2 ¾" Ceiling
C3 1" Ceiling
D4 1¼" Stanchion
D5 1½" Stanchion
P2 ¾" Pendant
P3 1" Pendant
W2 ¾" Wall
W3 1" Wall

OPTIONS

F(X) Fusing^{2,3} (X indicates voltage)
QS Quartz Standby (restart time MH=5 min.; HPS=1 min.)
QT Time Delay Quartz Standby
RS Hot Restrike (70-150 watt HPS only)
PC Photocontrol (not available for ceiling mount; Quad-Tap® only)
UP Unit Pack-mounting adapter, ballast housing; globe and/or guard in same carton (medium housing only); reflector shipped separately
FA Factory Assembled - lamp and globe installed onto housing; includes mounting adapter and/or guard (medium housing only); reflector shipped separately

¹ Consult factory for use with 150W MH U.V. Guard Lamp.
² To specify voltage, replace X with 1-120V, 2-208V, 3-240V, 4-277V, 5-480V, F-347V.
³ Not offered with CSA listing.

ORDERING INFORMATION

ACCESSORIES

(order as separate part #)

Catalog Number	Description	Weight	
		lbs.	kg
K-10	Cast Guard for K-G globe	1.0	0.5
K-20	Steel Wire Guard for K-L and K-M glass refractors (zinc plated)	2.0	0.9
K-30	Steel Wire Guard for K-E enclosed reflector (painted)	1.0	0.5
K-06	Standard Dome Reflector for K-G globe (FRP)	1.0	0.5
K-07	30° Angle Reflector for K-G globe (FRP)	1.0	0.5
K-SC6	6' safety chain (large housing only)	—	—

COMPONENT ORDERING INFORMATION

KS SERIES MOUNTING ADAPTERS The following mounting adapters are available for the KS Series. Order separately or refer to Catalog Logic for complete fixture.

Catalog Number	Description	Hubs		Plugs Qty	Weight	
		Size	Qty		lbs.	kg
KS-P2	Pendant	¾"	1	—	1.5	0.7
KS-P3	Pendant	1"	1	—	1.5	0.7
KS-C2	Ceiling (also for Electro-Reg®)	¾"	4	3	2.0	0.9
KS-C3	Ceiling (also for Electro-Reg®)	1"	4	3	2.0	0.9
KS-D4	25° Stanchion	1¼"	1	—	4.0	1.8
KS-D5	25° Stanchion	1½"	1	—	4.0	1.8
KS-W2	Wall	¾"	4	3	4.0	1.8
KS-W3	Wall	1"	4	3	4.0	1.8
KS-B2	Balancing Pendant	¾"	1	—	2.0	0.9

COMPONENT ORDERING INFORMATION

KS SERIES BALLAST HOUSING

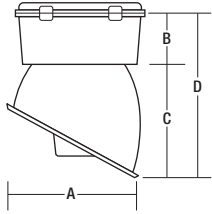
Wattage	Voltage	Catalog Number		
		HPS	Mercury Vapor	Metal Halide
50W	120	KS50S1	—	—
		KS50S4	—	—
70W	120/208/240/277	KS70S8	—	KS70H8
	480	KS70S5	—	KS70H5
100W	120/208/240/277	KS10S8	KS10C8	KS10H8
	480	KS10S5	KS10C5	KS10H5
150W	120/208/240/277	KS15S8	—	—
	480	KS15S5	—	—
250W	120/208/240/277	KS25S8	—	KS25P8
	480	KS25S5	—	KS25P5
400W	120/208/240/277	KS40S8	—	KS40P8
	480	KS40S5	—	KS40P5

KS SERIES OPTICS

Catalog Number	Description	Weight	
		lbs.	kg
K-G	Prismatic, heat-resistant Glass Globe (medium housing only)	2	0.9
K-E	19" Enclosed Reflector	7	3.2
K-L	Symmetrical (Type V) Glass Refractor	13	5.9
K-M	Asymmetrical (Type II) Glass Refractor	13	5.9
K-X	Reflector/Polycarbonate Refractor (medium housing only)	—	—

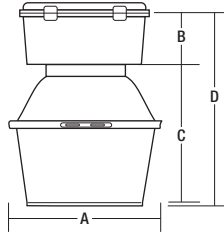
DIMENSIONS

medium housing



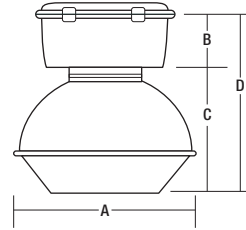
GLOBE (K-G), ANGLE DOME (K-07)

A	B	C	D
11 ¹ / ₄ "	4 ³ / ₄ "	10 ¹ / ₄ "	15"
286 mm	121 mm	260 mm	381 mm



REFLECTOR/GLASS REFRACTOR (K-L)

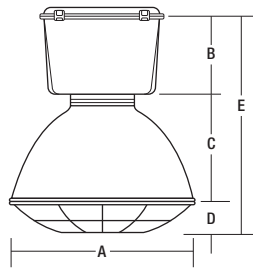
A	B	C	D
12 ¹ / ₄ "	4 ³ / ₄ "	13 ⁵ / ₁₆ "	18 ⁷ / ₁₆ "
311 mm	121 mm	338 mm	468 mm



REFLECTOR/POLYCARBONATE REFRACTOR (K-X)

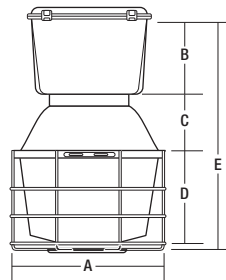
A	B	C	D
16"	4 ³ / ₄ "	11 ¹ / ₂ "	16 ¹ / ₄ "
406 mm	121 mm	292 mm	413 mm

large housing



REFLECTOR/GLASS LENS (K-E), GUARD (K-30)

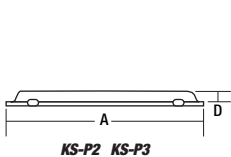
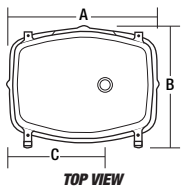
A	B	C	D	E
19"	6 ¹ / ₁₆ "	12 ⁵ / ₈ "	3 ¹ / ₂ "	22 ¹ / ₄ "
483 mm	154 mm	321 mm	89 mm	565 mm



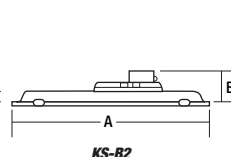
REFRACTOR (K-L, K-M), GUARD (K-20)

A	B	C	D	E
13 ¹ / ₄ "	6 ¹ / ₁₆ "	5 ³ / ₄ "	7 ⁹ / ₁₆ "	19 ³ / ₄ "
337 mm	154 mm	146 mm	192 mm	502 mm

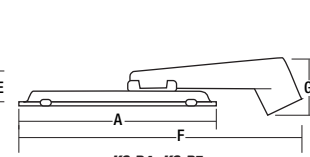
mounting adapters



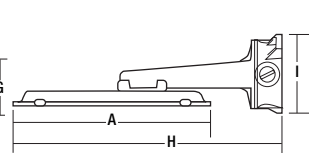
KS-P2 KS-P3



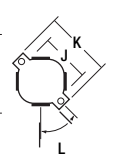
KS-B2



KS-D4 KS-D5



KS-W2



A	B	C	D	E	F	G	H	I	J	K	L
12 ¹ / ₄ "	10"	7 ¹ / ₁₆ "	7/8"	2 ³ / ₁₆ "	17 ¹ / ₈ "	3 ¹ / ₂ "	16 ¹ / ₂ "	47/8"	5"	5 ⁵ / ₈ "	45°
311 mm	254 mm	179 mm	22 mm	56 mm	435 mm	89 mm	419 mm	113 mm	127 mm	143 mm	-

Due to our continued efforts to improve our products, product specifications are subject to change without notice.



Industrial Lighting

Hubbell Industrial Lighting • 701 Millennium Boulevard • Greenville, SC 29607 • PHONE: 864-678-1000
For more information visit our web site: www.hubbell-ltg.com